

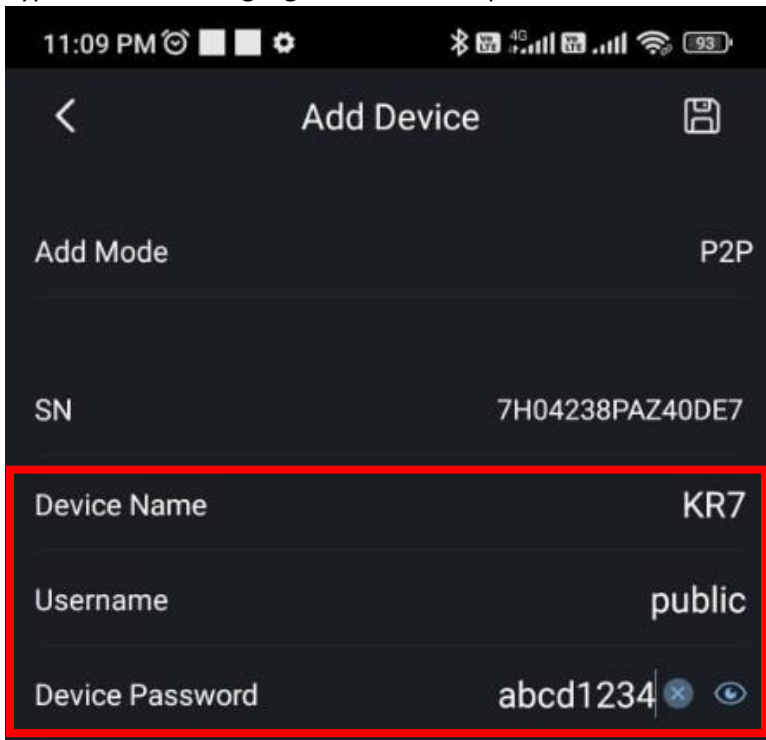



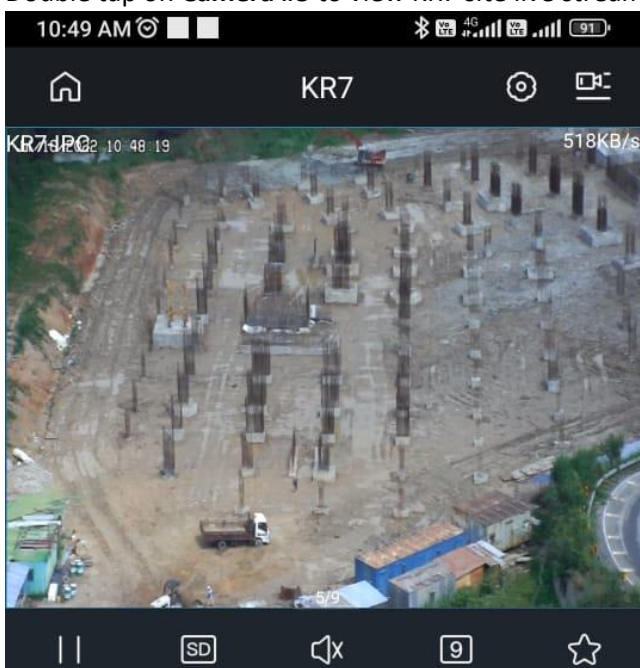
Instructions to Access KR7 Site Streaming using Smart Phone



- 1) Download and install “gDMSS Plus” app  from **Google Play Store** or “iDMSS Plus” app from **Apple App Store**.
- 2) Launch the mobile app and tap on  on the **top right corner**, then tap on **‘+’ icon** to add camera.
- 3) Tap on **‘Manually Enter SN’**. Enter **7H04238PAZ40DE7** and tap **‘Next’** button.
- 4) Choose **‘NVR’** in the device list screen.
- 5) Type in the following login details and tap on **‘Save’ icon** on the top right corner.



- 6) After device is added, tap  to switch to **9-channel display** mode.
- 7) Double tap on **Camera #5** to view KR7 site live streaming video.



*Sometimes the live video may not loaded due to internet connection issue.
Please be patient and try to access it LATER.